

# 1ST GRADE DIGITAL CITIZENSHIP

PAUSE & THINK ONLINE




# OBJECTIVES


*By the end of this lesson, students will be able to:*

- Understand the importance of being safe, responsible, and respectful online.
- Learn the "Pause & Think Online" song to remember basic digital citizenship concepts.





Do you ever go on the  
internet? what kinds of  
things do you do online?




# Lesson



# Online


Using a computer, phone, or tablet to visit a website or app





# Pause

To stop what you're doing or saying





WATCH



To watch this video on the Common Sense Education site, click [here](#).



[commonsense.org/education](https://commonsense.org/education)

Shareable with attribution for noncommercial use. Remixing is permitted.

# SING ALONG



## Pause & Think Online

Music by The Wilders  
Lyrics by Leigh Hallisey & Common Sense Education



Voxals

Use your head when you're on - line

4

Vox.

most es - pe - cial - ly your mind think a - bout the things you see

6

Vox.

ask good ques-tions that's the key Use your arms when you're on - line to

8

Vox.

take a break and ha-lance time and leave your tech be-hind when you

10

Vox.

find your-self a tree to climb from your head down to your toes

12

Vox.

pause think a-bout it from your feet up to your nose pause and think on-line use your

15

Vox.

gut when you're on-line pay at-ten-tion to its signs know when it's safe to play

18

Vox.

make good choi - ces e - very-day Use your legs when you're on - line stand



© Common Sense Media. All rights reserved.  
Common Sense Education is a registered trademark.  
Reproduction permitted for educational purposes only.

1

20

Vox.

up to bird-bus who cross the line you can help friends big or small just

22

Vox.

lend an ear and stand up tall from your head down to your toes

24

Vox.

pause think a-bout it from your feet up to your nose pause and think on-line Use your

27

Vox.

feet when you're on - line think a - bout the tracks you leave be - hind

29

Vox.

pri - va - cy is the way to go don't share with peo - ple you don't know Use your

31

Vox.

heart when you're on - line al - ways do what's right and kind by

33

Vox.

show-ing friends res-pect and be-ing nice on the in-ter-net So think with your head

36

Vox.

ha-lance with your arms lis-ten to your gut stand up with your legs make good

39

Vox.

tracks with your feet and feel with your heart just pause and think on - line





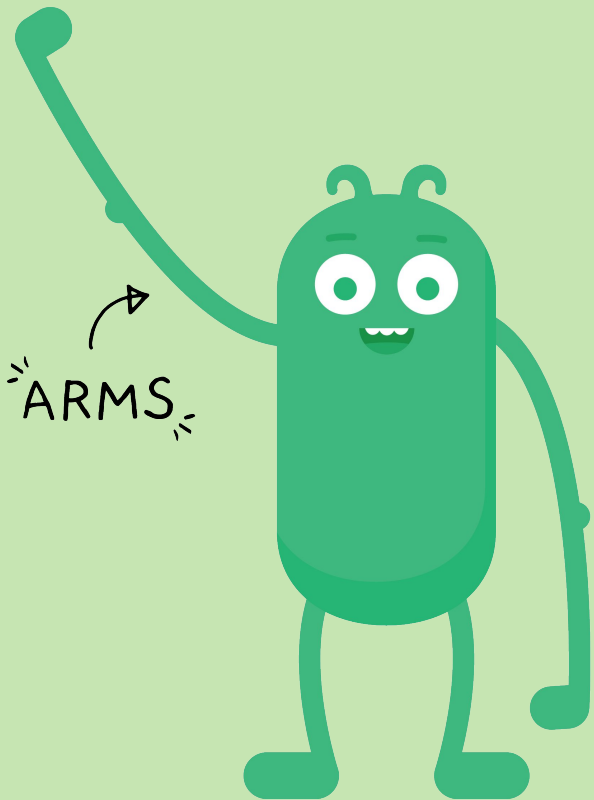
© Common Sense Media. All rights reserved.  
Common Sense Education is a registered trademark.  
Reproduction permitted for educational purposes only.

2








REVIEW






## REVIEW



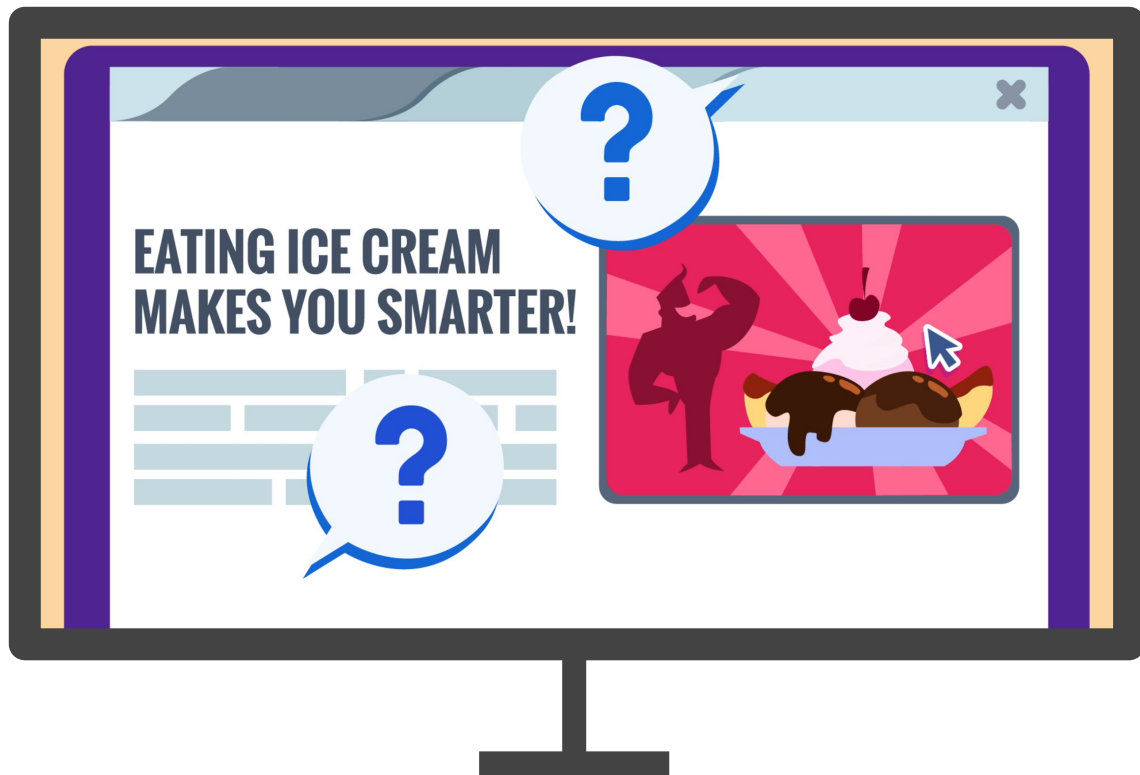


# Which character do you relate to the most when you go online?





Do you believe  
everything you  
see on the  
internet?





Why should  
we take a  
break from  
technology  
sometimes?

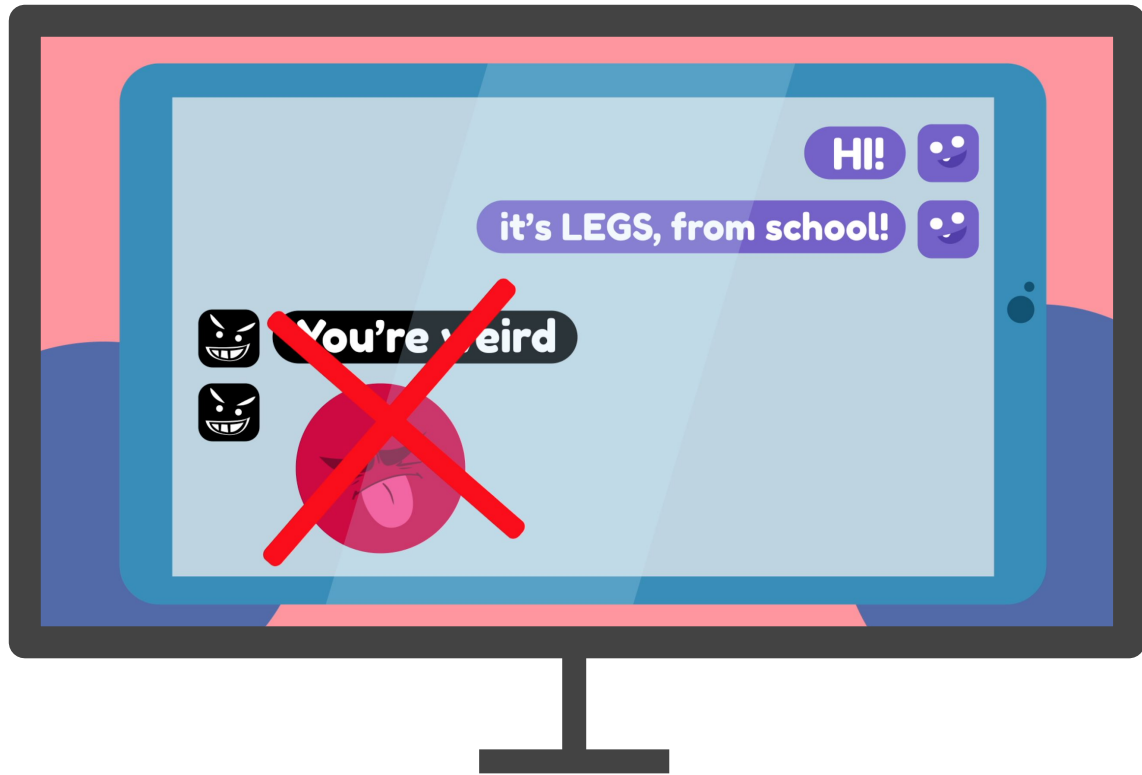




Why shouldn't  
you open a  
message from  
someone you  
don't know?

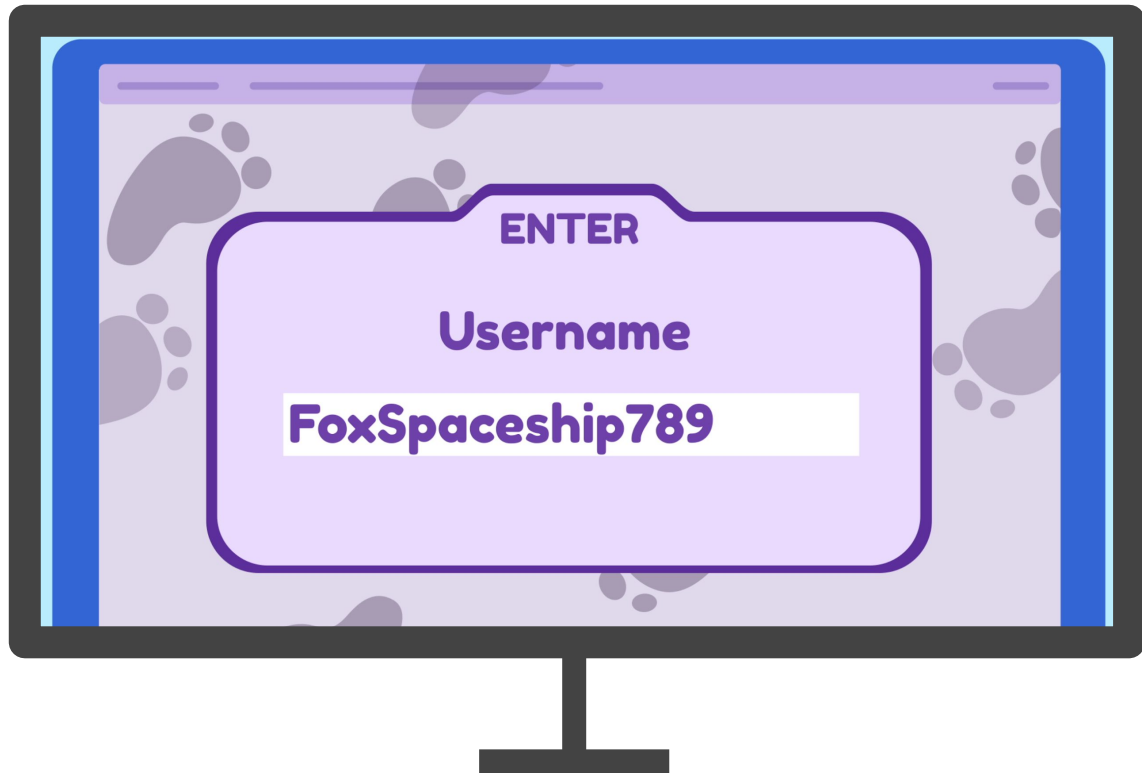


Why is it  
important  
to be kind  
online?





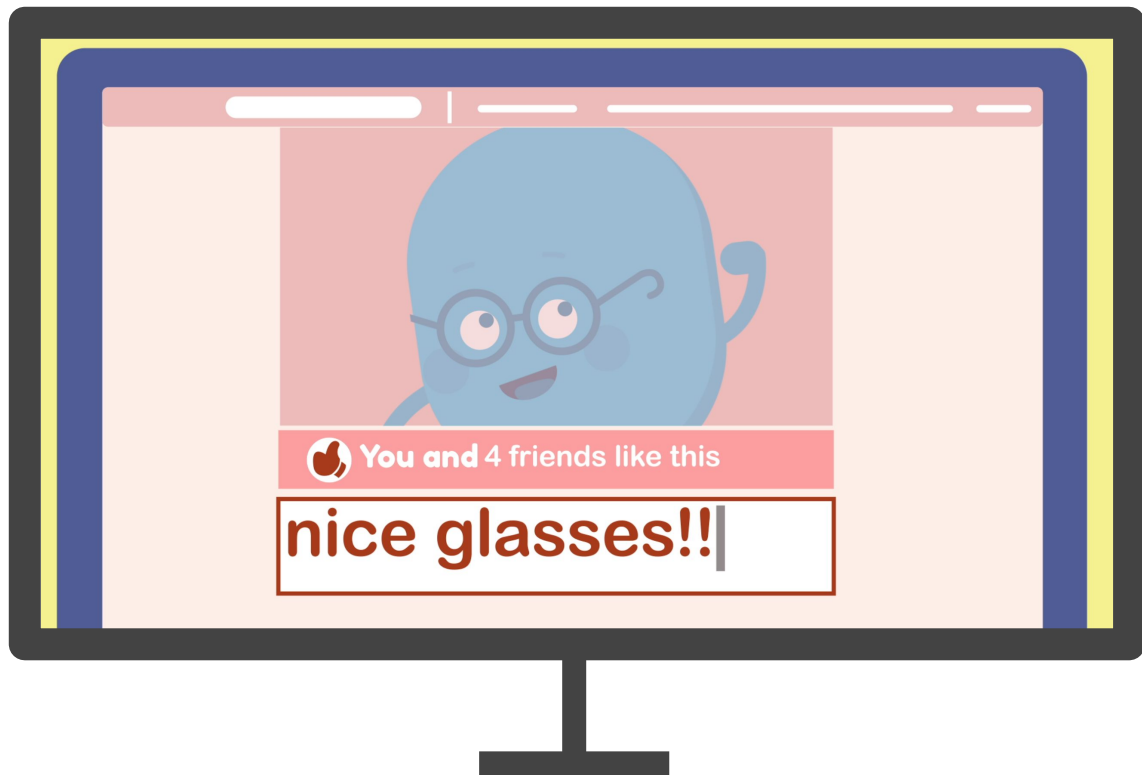
Why shouldn't  
you share your  
username and  
password with  
other people?







How do you  
communicate  
with friends  
and family  
online?




# Lesson Activities


# PAUSE & THINK MOMENT

## Directions


1. Pick one of the Digital Citizens. Draw how you will be like that character next time you're online.
2. How will you be like one of the Digital Citizens next time you're online?

 common sense education®

GRADE 1: PAUSE & THINK ONLINE

**Pause & Think Moment**  NAME \_\_\_\_\_

Pick one of the Digital Citizens. Draw how you will be like that character next time you're online.




How will you be like one of the Digital Citizens next time you're online?

\_\_\_\_\_

\_\_\_\_\_

\_\_\_\_\_

\_\_\_\_\_


commonsense.org/education  
Shareable with attribution for noncommercial use. Remixing is permitted. 

1

# DIGITAL CITIZEN CHARACTERS

common sense education®

Use your arms when  
you're online to  
balance your time!



MEDIA BALANCE & WELL-BEING  
We find balance  
in our digital lives.

common sense education®


Use your heart  
to be kind and  
respectful online!



RELATIONSHIPS & COMMUNICATION  
We know the power  
of words & actions.

common sense education®

Listen to your  
gut to stay  
safe online!




PRIVACY & SECURITY  
We care about  
everyone's privacy.


# DIGITAL CITIZEN CHARACTERS

 common sense education™

Use your legs  
to stand up to  
bullies online!



CYBERBULLYING, DIGITAL DRAMA & HATE SPEECH  
We are kind & courageous.

 common sense education™


Use your feet  
carefully when leaving  
tracks online!



DIGITAL FOOTPRINT & IDENTITY  
We define who we are.

 common sense education™

Use your head to  
ask questions about  
what you see online!



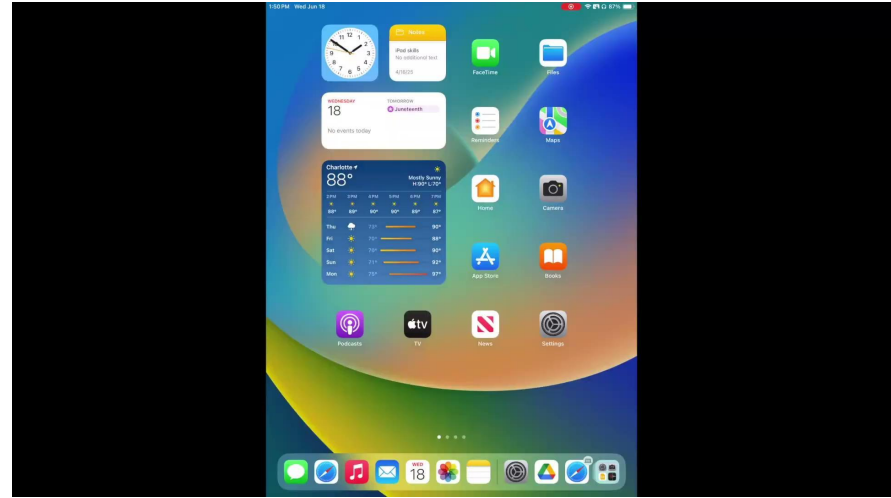
NEWS & MEDIA LITERACY  
We are critical  
thinkers & creators.

# Lesson Extension

# BOOK CREATOR

## Directions

1. Open the camera app.
2. Scan the QR code to open the e-book.
3. Read or listen to the interactive e-book for this lesson.



BOOK CREATOR



Pause & Think Online  
Common Sense Education

# Family Activity



# FAMILY ACTIVITY

GRADE 1: DIGITAL CITIZENSHIP FAMILY ACTIVITY

## Pause & Think Online



There are lots of things to think about when it comes to being a responsible digital citizen. At school your kid is learning all about it, and now they can show you what they know! They're learning to...

- Pause and think before searching, clicking, or sharing.
- Be kind online.
- Find balance using media and tech.
- Pay attention to their feelings to make sure they feel safe and know when to stop.
- Stand up to online bullies.
- Carefully choose the digital footprints — like posts, pictures, and comments — they leave behind.



Check out the music video featuring our favorite digital citizenship friends!  
Watch it together (turn on captions so you can see the lyrics), and sing along!  
<https://www.common sense.org/education/videos/pause-think-online>

### Now talk about this together:

1. What was your favorite part of the song? Why?
2. What's your favorite character? Why?
3. What are some ways you can do what your favorite character does?
4. What could be hard about it, and how would you keep going anyway?



# EDUCATIONAL TECHNOLOGY SUPPORT TEAM

## **Rebecca Lehtinen**

Executive Director, Educational Technology  
[rebeccaj.lehtinen@cms.k12.nc.us](mailto:rebeccaj.lehtinen@cms.k12.nc.us)

## **Melody Lam**

Program Manager, Technology Services  
[melodyc.lam@cms.k12.nc.us](mailto:melodyc.lam@cms.k12.nc.us)

## **Ashley Erb**

Senior Manager, Educational Technology  
[ashleyp.erb@cms.k12.nc.us](mailto:ashleyp.erb@cms.k12.nc.us)

## **Kristen Churchill**

Support Manager, Educational Technology  
[kristen1.churchill@cms.k12.nc.us](mailto:kristen1.churchill@cms.k12.nc.us)

## **Karen DeSantis**

Support Manager, Educational Technology  
[karend.desantis@cms.k12.nc.us](mailto:karend.desantis@cms.k12.nc.us)